

Columbia

TAPING TOOLS

QUALITY
VALUE
INNOVATION



COMMERCIAL GRADE

TOOL INDEX

- 04-05 Automatic Taper
- 06 Corner Roller
- 07 Angle Heads
- 08 Corner Flusher Boxes
- 09 Flat Finisher & FatBoy Boxes
- 10 Flat Box Handles
- 11 Hydra-Reach 3.0 Box Handle
- 12 Nail Spotters
- 13 Mud Pumps
- 14 Corner Bead Tools

SUPPORT CENTER

Expert help at your service.

Visit our website for Parts Diagrams, User Manuals, Videos and more.

Tech Support: 1.800.663.5761
techsupport@columbiatools.com



UNDER ONE ROOF

Design, Manufacturing & Assembly.

We do everything ourselves, in-house, right here in North America. Our tools are designed, manufactured and assembled with pride under one roof. What does this mean to you? The best possible experience. The power of knowing that you are one call away from the entire operation. One call away from getting what you need faster, more efficiently and consistently. Our customers like the fact that we are a family business that has been building taping tools for over three decades. More importantly, our customers like the fact that we can respond to their needs with better tools and better support.



COLUMBIA BUILDS

COMMERCIAL GRADE

TAPING AND FINISHING TOOLS.

THE DIFFERENCE

The materials we use, our decades of experience and the pride we put into each and every Columbia tool makes all the difference. By building a commercial grade product we can trust our tools to provide years of dependable daily usage in any commercial or residential environment. Our level of quality, value and innovation are unmatched.

ON YOUR JOBSITE

It's not about being pretty, or shiny, or what others used before you. It's about coming prepared to work harder and smarter. It's about outperforming today's competition. There is only one brand of taping and finishing tools that is built to run at the highest level on any jobsite... Columbia.

BETTER SUPPORT

Others attempt to mimic our 5 Year Warranty but fail to build tools that are up to that challenge. So forget the fine print; we will always be there to support you without question, without hoops to jump through, without worry. Count on our technical experience to keep you running smoothly year after year.

PRIDE & PASSION

We are proud to build a premium product and passionate about your success. Our commitment to leading the industry and making life long customers will never change. Thank you for supporting Columbia Taping Tools!

AUTOMATIC TAPER

Lighter and stronger, perforated stainless steel cable drum will not corrode and weld to the shaft like competitors.

Our solid billet aluminum head is much stronger than inferior sandcast parts used by competitors.

Stainless steel side plates do not pit, rust or corrode.



INNOVATION

Perfect barely describes it.

We have been perfecting our Automatic Taper for over 30 years. The results of our superior engineering, craftsmanship, and service are proven daily among the worlds top commercial and residential drywall contractors. Our Taper has been specifically designed to run at peak performance in the most demanding commercial environments where daily punishment and abuse are run of the mill. When you are tired of compromising, step into a Columbia Taper.



Hard anodized for longevity, knurled grip for control, billet aluminum pull ring for cutting high joints and the world's finest taping tool brand laser etched for identification.



New Grenade Pin allows you to remove the Cover Plate with one quick pull. Quick release removal makes cleaning the head and changing cables fast and easy.



Our new quick-release tape keeper design allows for fast and easy one hand removal of the tape keeper. Our smart innovations keep simple operational tasks smooth and easy.



Screws not required.

FEATURE RICH

Built for performance.

Purpose: Simultaneously applies tape and joint compound to wall, ceiling and internal-angle joints

Our Taper has been specifically designed to run at peak performance in the most demanding environments where daily punishment and abuse are run of the mill. It is used daily all over the world by large commercial contractors that run it all day, day after day. Over 30 years of experience goes a long way.

Features

- Grenade Pin quick release cover plate
- Handy pull ring on hand grip sleeve to let you cut tape with ease while taping high joints
- Exclusive knurled grip sleeve allowing more grip while cutting tape.
- The clutch release shaft and pulley wheel are split to reduce drag while creaser wheel is in use.
- Larger wheels on cutting system to make cutting much smoother.
- Adjustable brake to allow you to control tension on main hub.


Item No.	Description
TAPER	Columbia Automatic Taper (53" length)



CORNER ROLLER



Embed tape fast in all angles without dragging tape.



Split Hardened Steel / Delrin wheel design to lessen drag on tape and outlast any wheels on the market today.

Embedding quality.

The slickest most durable roller on the market! Manufactured with a die-cast head and hardened stainless steel top rollers for long lasting angle work.

Features

- Split Hardened Steel / Delrin wheels designed to reduce drag on tape and overall tool weight.
- Pivot head adjusts to angle

Purpose: Used after Automatic Taper on 90° internal angle joints on walls and ceilings to embed the tape into angles in preparation for the Angle Heads.

	Item No.	Description
A	CR	Columbia Corner Roller
B	CRH	Columbia 4' (1.2192m) Corner Roller Handle

Embedding tape, up high.

ReachLine Extendible Corner Roller Handles are perfect when you just need an extra foot, or four. They also work great in smaller spaces when you need a little less length, you can adjust for your working conditions on the fly.

REACHLINE

New black hard-coat anodize and laser etching for maximum wear.

CLICK **2** EXTEND



	Item No.	Description
	CREXT	Columbia ReachLine 3'-5' (0.9144m - 1.524m) Extendible Corner Roller Handle
A	CREXTL	Columbia ReachLine 4'-8' (1.2192m - 2.4384m) Extendible Corner Roller Handle

QUALITY

Our angle on perfection.

Columbia Angle Heads are the best money can buy! They professionally finish angles with the correct consistency of compound and the proper feathering of edges. Precision machined billet aluminum head and durable stainless steel wings ensure longer wear and performance.

Purpose: Used in 90° internal angle joints after corner roller to evenly feather compound over tape.



ANGLE HEADS

"Fool Proof" Locking Mechanism locks Angle Head on the ball



FatHead

The FatHead, offers a full 3.5" (actually, 3.6") for wide passes. Rugged construction for extended life.



Engraved for identification

Industry Leading 3"

Solid billet aluminum body for long life. Last much longer than cast body. Anodized gun metal color.



New! 3" now available with or without Wheels.



Stainless steel wings last much longer than nickel plated

Item No.	Description
2CF	Columbia 2" (50.8mm) Angle Head
2.5CF	Columbia 2.5" (63.5mm) Angle Head
3CF	Columbia 3" (76.19mm) Angle Head
3WCF	Columbia 3" (76.19mm) Angle Head w/ Wheels
3.5CF	Columbia 3.5" (88.89mm) FatHead Angle Head
CFH	Columbia 4' (1.2192m) Angle Head Handle




REACHLINE

Rigid hexagon pole design has less flex making it easier to control and achieve better results when fully extended.

Item No.	Description
AHEXT	Columbia ReachLine 3'-5' (0.9144m - 1.524m) Extendible Angle Head Handle
AHEXTL	Columbia ReachLine 4'-8' (1.2192m - 2.4384m) Extendible Angle Head Handle

CLICK 2 EXTEND

CORNER FLUSHER BOX



Thumb release door stop for quick clean

Billet handle mount will not crack under pressure like cast aluminum. Gun metal anodized.

New and improved "No-Swell" Gaskets. Use just about any lubricant or solvent without harm.

Hinged door system for quick clean and easy access.

Solid stainless steel valve for lifetime usage. Will not leak like other welded thin wall designs.

Solid engineering.

Purpose: Used to apply compound through the Angle Head allowing it to precisely feather the second coat of mud into the internal corner joint.

Our Corner Box is specially angled to access tight corners; its billet aluminum cone dispenses the proper amount of drywall compound smoothly and evenly. Paired together with our billet aluminum Angleheads our corner boxes are unbeatable.

Standard fixed length aluminum handle or new ReachLine Corner Flusher Box Handles available.



Our durable aluminum cone design lasts a lifetime. Does not pit and rust through like other designs made from nickel plated mild steel. Our newly designed cone angle allows you to flush closer into the corners.

Item No.	Description
7CFB	Columbia 7" (177.79mm) Corner Flusher Box
8CFB	Columbia 8" (203.2mm) Corner Flusher Box
CFBH	Columbia 4' (1.2192m) Corner Flusher Box Handle

One handle. Big on reach.

By now you've probably used a ReachLine handle to roll your corners with your Corner Roller and wipe your angles with your Angle Head. Why not use the ReachLine Extendible Corner Box Handle with your Corner Box?

REACHLINE

CLICK **2** EXTEND



Item No.	Description
CFBEXT	Columbia ReachLine 3'-5' (0.9144m - 1.524m) Extendible Corner Box Handle

FLAT FINISHER BOXES

Smooth operation.

Purpose: "Crowns the Joint" Distributes joint compound evenly in correct amounts over horizontal joints.

This is one tough tool. Our flat boxes are considered by many as the best on the market; they are designed to perform day in and day out to finish your job smoothly and evenly.

Features

- "No Swell" door gasket, use any lubricant without worry
- Rubber-gasket blade bar system stays flexible
- Rubber O-ring roller wheels provide soft, ride even when
- Hinged door for easy clean and no spring option

FLAT BOXES



Item No.	Description
7FFB	Columbia 7" (177.79mm) Flat Finisher Box
8FFB	Columbia 8" (203.2mm) Flat Finisher Box
10FFB	Columbia 10" (254mm) Flat Finisher Box
12FFB	Columbia 12" (304.79mm) Flat Finisher Box



New and improved "No Swell" gaskets allow for the use of lubricants.

Hinged door system allows you to remove springs eliminating back pressure and keeping the door against the mud at all times.

FAT BOY FLAT BOXES

Less trips to the pump.

Purpose: "Crowns the Joint" Distributes joint compound evenly in correct amounts over horizontal joints. Designed to hold more mud.

Need a larger, stronger box with greater mud capacity for loading flats and butts? We are proud to meet your needs with our Fat Boy Boxes. Available in 8", 10" and 12" sizes these boxes really go the extra mile. Fat Boy's hold approximately 40% more compound than standard boxes saving you many trips to the pump.

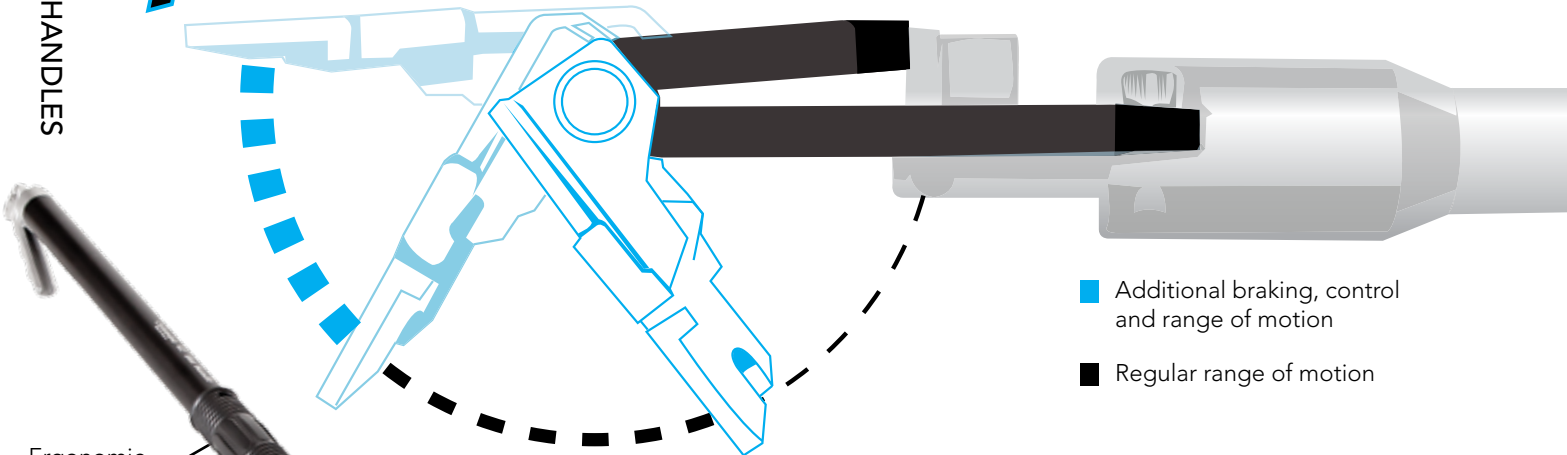
Features

- Holds 40% more compound than regular boxes
- Less trips to the pump
- Loads joints with ease

Item No.	Description
8FBB	Columbia 8" (203.2mm) Fat Boy Flat Box
10FBB	Columbia 10" (254mm) Fat Boy Flat Box
12FBB	Columbia 12" (304.79mm) Fat Boy Flat Box

180° GRIP

Additional range. No slip. All grip.



■ Additional braking, control and range of motion

■ Regular range of motion

Ergonomic grips for comfort and control


Purpose:
Used in combination with any Flat Box to assist in coating flat and butt joints.

180° Grip Flat Box Handles allows for continuous braking over the entire range of motion - a complete 180 degrees. This ensures that you never loose your grip when adjusting your position. Extra strong aluminum design for years of rugged use.

Features

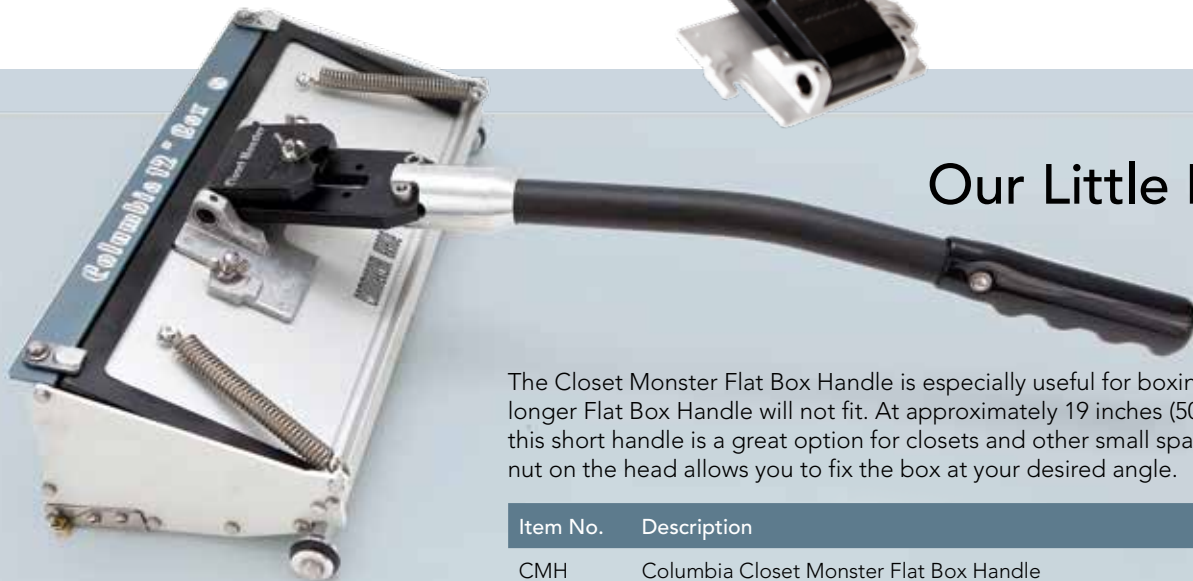
- New design is 25% lighter and 100% stronger
- Comfort grips to limit slip
- Thick handle makes it easy to apply pressure

Thicker, lighter, Featherlite Aluminum tubing



Simply the best box handle design on the market today. 180 head for positive braking at any angle!

Item No.	Description
3BH	Columbia 3' (0.9144m) 180° Grip Flat Box Handle
42BH	Columbia 42" (1066.8mm) 180° Grip Flat Box Handle
4BH	Columbia 4' (1.2192m) 180° Grip Flat Box Handle
5BH	Columbia 5' (1.524m) 180° Grip Flat Box Handle
6BH	Columbia 6' (1.8288m) 180° Grip Flat Box Handle



Our Little Monster.

The Closet Monster Flat Box Handle is especially useful for boxing tight areas where a longer Flat Box Handle will not fit. At approximately 19 inches (50 cm) in overall length this short handle is a great option for closets and other small spaces. An adjustable wing-nut on the head allows you to fix the box at your desired angle.

Item No.	Description
CMH	Columbia Closet Monster Flat Box Handle

HYDRA-REACH 3.0



EXTENDIBLE FLAT BOX HANDLE

Extend your reach.

Purpose: Used in combination with any Flat Boxes to assist in coating flat and butt joints.

Our Hydra-Reach 3.0 Flat Box Handle is the lightest of its kind on the market, weighing in at 2.5 lbs you will be sure to notice the difference and ease of use. Our Patented hydraulic brake system allows continuous braking throughout changes in extension. The rigid hex tube design limits flex and maximizes energy at all lengths. This tool is precision machined for the utmost durability and dependability.

Features

- Lightest handle on the market
- Continuous brake pressure throughout changes in extension
- Little pressure needed to actuate brake
- Comfort grips

New Hydraulic Power Grip.

US PATENT 11/075,831

Simply the best extendable box handle design on the market today. 180 head for positive braking at any angle!

The Hydraulic Power Grip is a light touch system that allows you to achieve more pressure with less force. This entirely closed hydraulic system is clean and carefree - no mess and nothing to fill. The new design features a smaller reservoir that is out of the way, an easier to grip lever, a soft grip for more comfort and our new thumb-click extension mechanism.

Item No.	Description
----------	-------------

EBH	Columbia Hydra-Reach 3.0 Box Handle Extends from 42" (1066.8mm) to 63" (1600.2mm)
EBHL	Columbia XL Hydra-Reach 3.0 Box Handle Extends from 61" (1549.4mm) to 82" (2082.8mm)

CLICK 2 EXTEND

Now available in two lengths of handles for twice the reach. Simply click to extend!





Hit the spot.

Purpose: Smoothly and efficiently covers nail and screw head depressions.

Our Nail Spotter has an extremely light weight and durable design. Its hinged door allows for easy access and cleaning and the Adjustable thumb tension screw allows for quick and easy adjustment of pivot tension.

- Hinged door for easy clean and no spring option
- Adjustable thumb tension screw for pivot
- "No Swell" Gaskets use any lubricant with no worry
- Thumb release door stop

Item No.	Description
A 2NS	Columbia 2" (50.8mm) Nail Spotter
B 3NS	Columbia 3" (76.199mm) Nail Spotter
NSH	Columbia 4' (1.2192m) Nail Spotter Handle
C HNSA-5-2	Columbia 2" Wheel Conversion Kit
C HNSA-5-3	Columbia 3" Wheel Conversion Kit



Reach higher. Work faster.

REACHLINE

Forget the bench, the stilts or the scaffold... simply extend your reach with the click of your thumb. Introducing the ReachLine Extendible Nail Spotter Handle.

New black hard-coat anodize and lazer etching for maximum wear.

CLICK 2 EXTEND



Item No.	Description
NSEXT	Columbia ReachLine 3'-5' (0.9144m - 1.524m) Extendible Nail Spotter Handle
A NSEXTL	Columbia ReachLine 4'-8' (1.2192m - 2.4384m) Extendible Nail Spotter Handle

VALUE

Pump it up.

Purpose: This tool lives in your mud bucket and loads Columbia Tools with joint compound, our Mud Pumps love mud!

Columbia proudly offers Standard and Canadian length hot-mud pumps; both are built to exacting air-tight standards making them the easiest pump to prime. They're fabricated with an anodized aluminum cylinder, durable stainless steel shaft, a precision machined cast aluminum head and a tough solid billet aluminum leg. Whether you are using a standard size bucket or a tall bucket we have the pump for you. Box filler and gooseneck sold separately.

Features

- Smooth solid leg makes cleaning easy
- 20° angled handle provides enhanced leverage resulting in less back strain
- Increased gooseneck diameter for faster filling



MUD PUMPS

Item No.	Description
HMP	Columbia Hot Mud Pump
HMP-C	Columbia Hot Mud Pump (Canadian)
BF	Columbia Box Filler
GN	Columbia Gooseneck

Billet aluminum link will not wear or crack like cast

Soft-grip eliminates tube wear

Solid billet tip lasts a lifetime

Stainless Steel Gooseneck

Stainless Steel Filler


Soft grip handle with billet aluminum ball

20° angled handle for better leverage

Billet anodized leg is sturdy, well balanced, and easier to clean

NEW FROM COLUMBIA

CORNER BEAD TOOLS



Lightweight and durable polyethylene. Exclusive grooved design accurately dispenses joint compound evenly.

Hard anodize tube for maximum life

Billet aluminum end caps.

Stainless Steel Ball and Billet Aluminum Head Cone.

Internally Superior

- Smoothest and most durable gaskets
- Anodized Aluminum Push Rod

Ask about our new Standard and Direct Corner Flushers or other new innovations that did not make it into this catalog.

Smooth & Durable.

Compound Applicator Heads
Pre-fill flat joints, outside or inside corners with these rugged heads. Save time, money and energy.

Compound Tubes
Built to last, and hands down the smoothest and most durable tubes on the market. Expect quality.

Outside Corner Rollers
Whether applying standard, bullnose or euro bead, our rollers make the job easier and help you achieve a great finish every time.

Item No.	Description
----------	-------------

CFLT	Flat Applicator
CEXT90	Outside 90 Applicator
CINT90	Inside 90 Applicator

Item No.	Description
----------	-------------

CMT24	24" Compound Tube
CMT32	32" Compound Tube
CMT42	42" Compound Tube
CMT55	55" Compound Tube

Item No.	Description
----------	-------------

COBCR	Standard Outside Corner Roller
CBNCR	Bullnose Outside Corner Roller
COBCRE	European Outside Corner Roller



Aaron St. James | V.P. Operations

Bernie St. James | Founder/President

Elliot St. James | V.P./General Manager

FAMILY VALUES

Strength. Heart. Integrity.

When you choose Columbia you are doing more than making a smart purchase, you are joining a family-oriented company with the kind of heart that distinguishes a champion from a challenger. Our values are as strong as our tools and our commitment to our customers is even greater. We get our hands dirty every day and search for excellence in everything we do to give you the best experience should you choose Columbia.

If you own or choose to own Columbia,

Welcome to the family!

MEET SLICK

Howdy,
My name is Slick. Nice to meet you! My job is to make sure you love our tools and enjoy using them. Columbia even let me write the Operations Manual. And that was a big job for a cartoon character.

Happy Tapin'
- Slick



QUALITY. VALUE. INNOVATION.

CUSTOMER TESTIMONIALS

"For a little more than a year KHS&S has been running Columbia Taping Tools on our sites with really good success. It was immediately noticed by our tapers the quality of Columbia's products. They like the smooth cutting system on the taper and the corner flushers are better than the tools we rented. Our guys really like the quick clean flat boxes for cleanup and our down time is almost non-existent except for minor maintenance issues! I would recommend Columbia Taping Tools to any company doing production work!"

Dave Marquis
KHS&S
Las Vegas, NV

"Since using Columbia tools our down time is almost non-existent. Using the larger boxes combined with less down time has greatly helped in the production numbers we are seeing."

Rod Schrador
Superior Wall Systems Inc.
Anaheim, CA

"After the first year of use, we here at KHS&S contractors are glad to say that your Taping tools are working great. I am the Warehouse manager, and I have received positive feedback from my field foremen on the performance of your tools. We are very happy with the outstanding service your company has provided us and are pleased to say that we have saved a substantial amount by purchasing our tools from Columbia rather than renting from any other Taping Tools establishment."

Anthony Zamarron
Warehouse Manager.
KHS&S
Anaheim, CA

Columbia
TAPING TOOLS

Columbia Taping Tools, Ltd.
#5-5492 Production Blvd.
Surrey, B.C. Canada
V3S 8P5

Sales and Administration

1.800.663.8121
604.532.8758 local
604.532.7184 fax
customersupport@columbiatools.com

Technical Support

1.800.663.5761
techsupport@columbiatools.com

Website

www.columbiatools.com

facebook.com/columbiatapingtools
skype: columbiatechsupport

